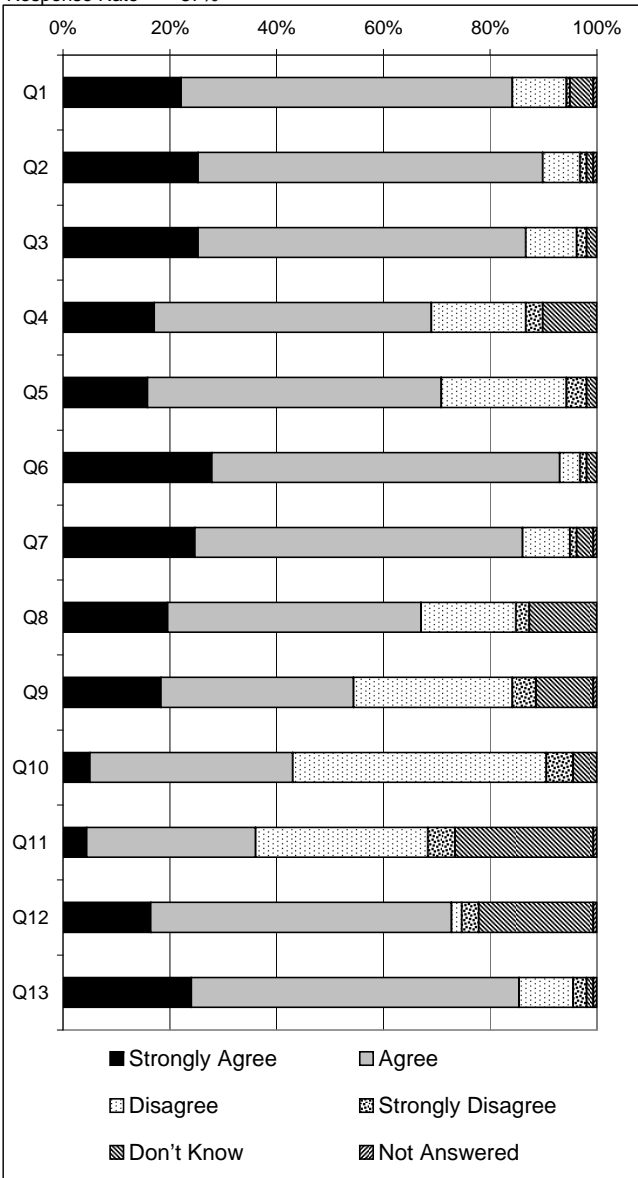


A sample of parents, children and young people, and all members of staff were invited to give their views of the school using a pre-inspection questionnaire. Their views informed the inspection process, including the nature of discussions in a number of meetings. Strengths and issues identified were explored by the inspection team, and the findings are included in the inspection report. The following information gives the statistical detail from those that returned questionnaires.

Parent Questionnaire Summary

Centre Name Bell Baxter High School
 SEED Number 5426332
 Quest. Issued 430
 Quest. Input 158
 Response Rate 37%

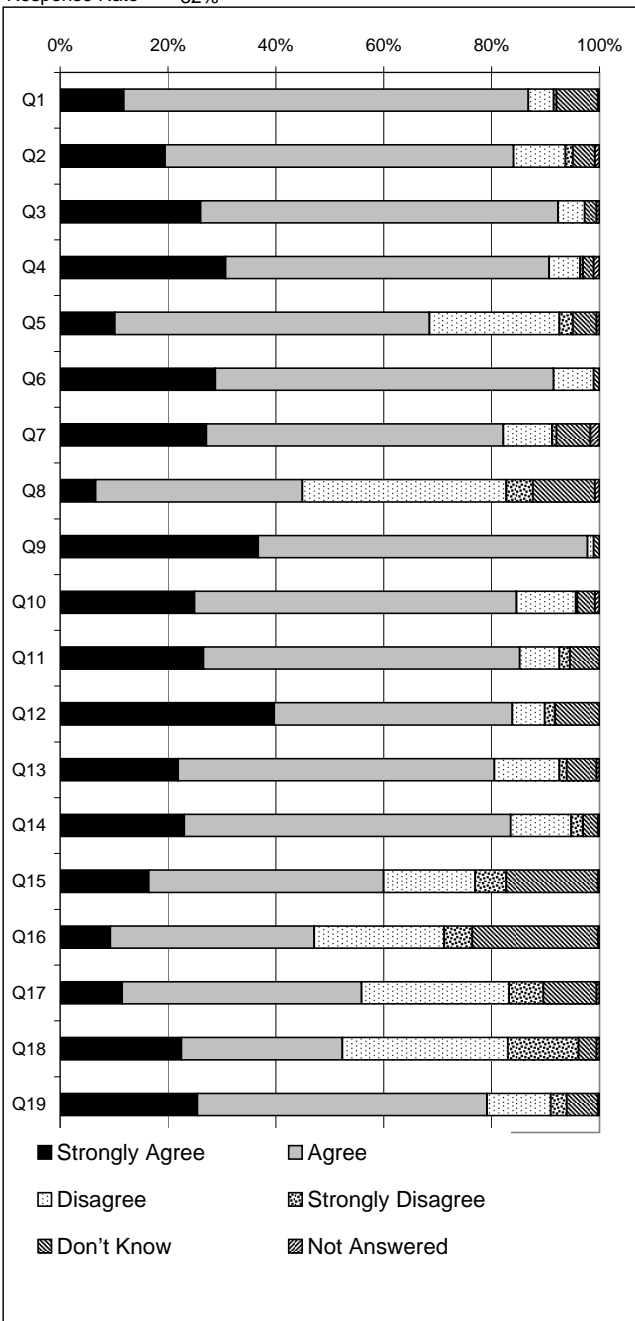


		Percentage %							
		Strongly Agree	Agree	Disagree	Strongly Disagree	Don't Know	Not Answered	Strongly Agree & Agree	Disagree & Strongly Disagree
Q1	The school helps my child to be more confident.	22%	62%	10%	1%	4%	1%	84%	11%
Q2	My child enjoys learning at school.	25%	65%	7%	1%	1%	1%	90%	8%
Q3	My child's learning is progressing well.	25%	61%	9%	2%	2%	0%	87%	11%
Q4	My child is encouraged and stretched to work to the best of their ability.	17%	52%	18%	3%	10%	0%	69%	21%
Q5	The school keeps me well informed about my child's progress.	16%	55%	23%	4%	2%	0%	71%	27%
Q6	My child feels safe at school.	28%	65%	4%	1%	2%	0%	93%	5%
Q7	My child is treated fairly at school.	25%	61%	9%	1%	3%	1%	86%	10%
Q8	I feel staff really know my child as an individual and support them well.	20%	47%	18%	3%	13%	0%	67%	20%
Q9	My child benefits from school clubs and activities provided outside the classroom.	18%	36%	30%	4%	11%	1%	54%	34%
Q10	The school asks for my views.	5%	38%	47%	5%	4%	0%	43%	53%
Q11	The school takes my views into account.	4%	32%	32%	5%	26%	1%	36%	37%
Q12	The school is well led.	16%	56%	2%	3%	22%	1%	73%	5%
Q13	Overall, I am happy with the school.	24%	61%	10%	3%	1%	1%	85%	13%

Note: Will not always sum to 100% due to rounding

Pupil Questionnaire Summary

Centre Name Bell Baxter High School
 SEED Number 5426332
 Quest. Issued 443
 Quest. Input 365
 Response Rate 82%



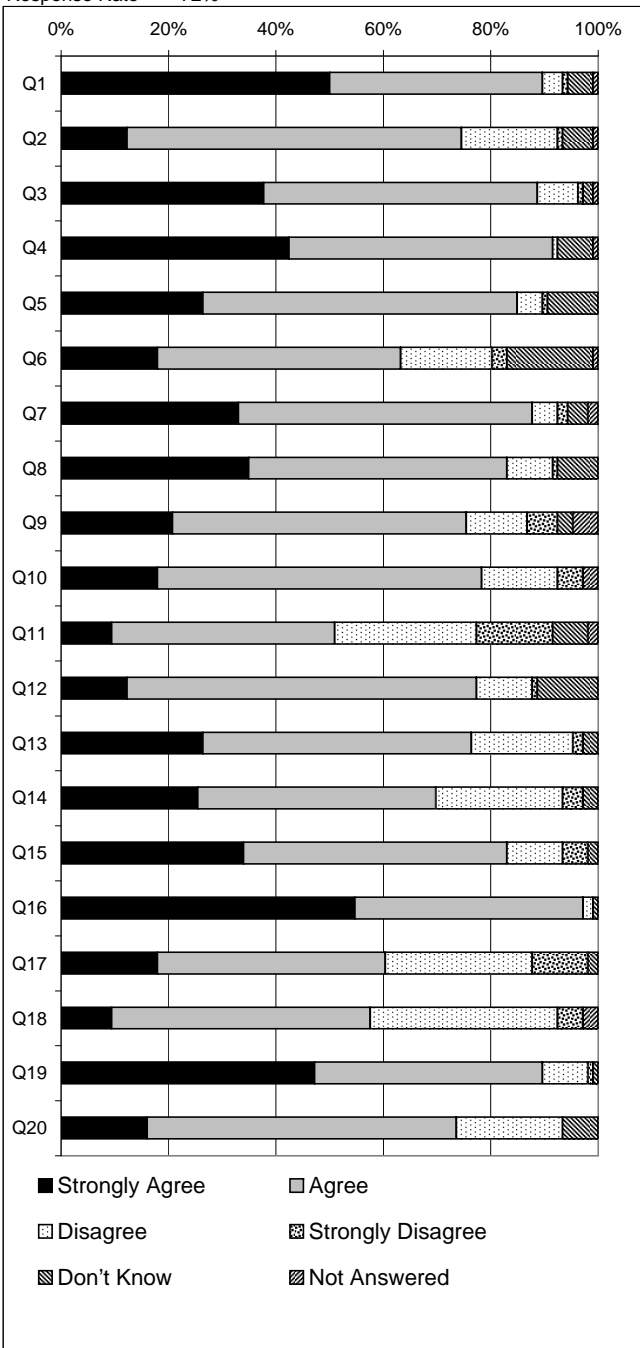
		Percentage %							
		Strongly Agree	Agree	Disagree	Strongly Disagree	Don't Know	Not Answered	Strongly Agree & Agree	Disagree & Strongly Disagree
Q1	The school is helping me to become more confident.	12%	75%	5%	1%	8%	0%	87%	5%
Q2	I enjoy learning at school.	19%	65%	10%	1%	4%	1%	84%	11%
Q3	I am getting along well with my school work.	26%	66%	5%	0%	2%	1%	92%	5%
Q4	Staff encourage me to do the best I can.	31%	60%	6%	1%	2%	1%	91%	6%
Q5	Staff talk to me regularly about how to improve my learning.	10%	58%	24%	2%	4%	1%	68%	27%
Q6	I get help when I need it.	29%	63%	7%	0%	1%	0%	92%	7%
Q7	Staff listen to me and pay attention to what I say.	27%	55%	9%	1%	6%	2%	82%	10%
Q8	I have a say in making the way we learn in school better.	7%	38%	38%	5%	12%	1%	45%	43%
Q9	Staff expect me to take responsibility for my own work in class.	37%	61%	1%	0%	1%	0%	98%	1%
Q10	Staff and pupils treat me fairly and with respect.	25%	60%	11%	0%	3%	1%	85%	11%
Q11	I feel safe and cared for in school.	27%	59%	7%	2%	5%	0%	85%	9%
Q12	I have adults in school I can speak to if I am upset or worried about something.	40%	44%	6%	2%	8%	0%	84%	8%
Q13	I find it easy to talk to staff and they set a good example.	22%	59%	12%	1%	5%	1%	81%	13%
Q14	Staff make sure that pupils behave well.	23%	61%	11%	2%	3%	0%	84%	13%
Q15	Staff are good at dealing with bullying behaviour.	16%	44%	17%	6%	17%	0%	60%	23%
Q16	The pupil council is good at getting improvements made in the school.	9%	38%	24%	5%	23%	0%	47%	29%
Q17	The school encourages me to make healthy-food choices.	12%	44%	27%	6%	10%	1%	56%	34%
Q18	I take part in out-of-class activities and school clubs.	22%	30%	31%	13%	3%	1%	52%	44%
Q19	I know what out-of-school activities and youth groups are available in my local area.	25%	54%	12%	3%	6%	0%	79%	15%

Note: Will not always sum to 100% due to rounding

DISCLOSURE CONTROL APPLIED

Teacher Questionnaire Summary

Centre Name Bell Baxter High School
 SEED Number 5426332
 Quest. Issued 148
 Quest. Input 106
 Response Rate 72%

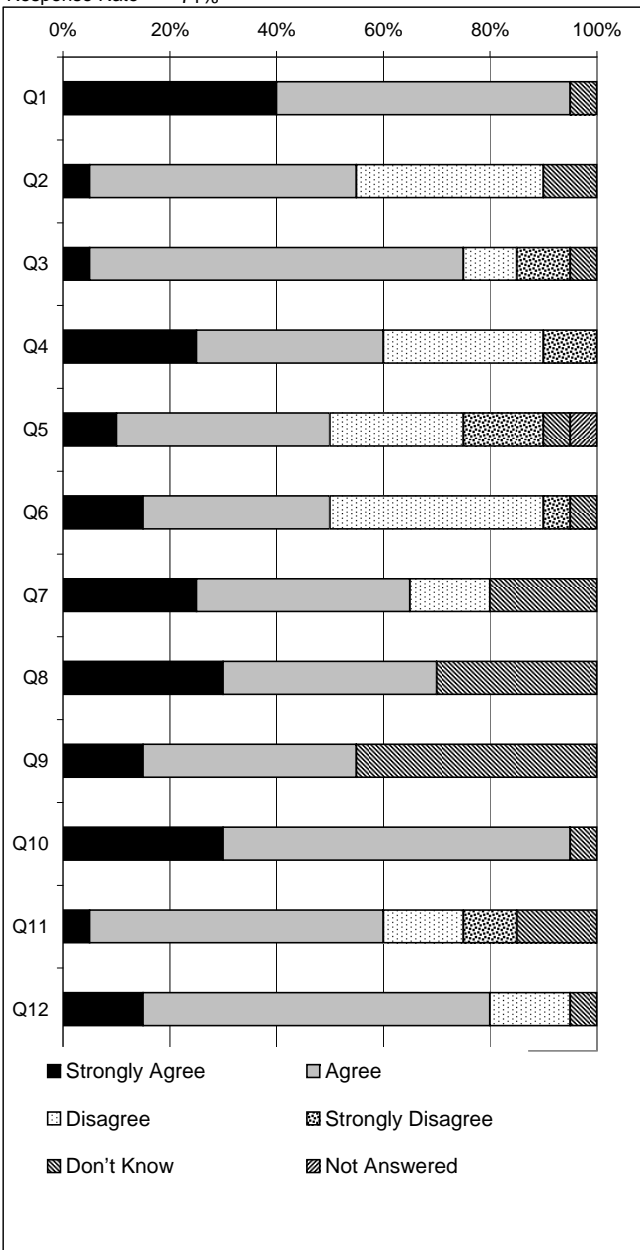


		Percentage %							
		Strongly Agree	Agree	Disagree	Strongly Disagree	Don't Know	Not Answered	Strongly Agree & Agree	Disagree & Strongly Disagree
Q1	Staff regularly discuss how to improve achievement for all pupils at both stage and whole-school level.	50%	40%	4%	1%	5%	1%	90%	5%
Q2	All pupils are given activities which meet their learning needs.	12%	62%	18%	1%	6%	1%	75%	19%
Q3	Pupils are involved in setting learning targets.	38%	51%	8%	1%	2%	1%	89%	8%
Q4	Pupils are provided with regular feedback on what they need to do to improve.	42%	49%	1%	0%	7%	1%	92%	1%
Q5	Pupils are provided with opportunities to evaluate their own work and that of others.	26%	58%	5%	1%	9%	0%	85%	6%
Q6	Staff regularly ask for pupils' views on how their learning experiences could be improved.	18%	45%	17%	3%	16%	1%	63%	20%
Q7	Pupils take an active part in their learning.	33%	55%	5%	2%	4%	2%	88%	7%
Q8	Staff treat all pupils equally.	35%	48%	8%	1%	8%	0%	83%	9%
Q9	Staff and pupils respect each other.	21%	55%	11%	6%	3%	5%	75%	17%
Q10	The pupils are well behaved.	18%	60%	14%	5%	0%	3%	78%	19%
Q11	Support for pupils with additional support needs is effective.	9%	42%	26%	14%	7%	2%	51%	41%
Q12	Parents are fully involved in the school and their children's learning.	12%	65%	10%	1%	11%	0%	77%	11%
Q13	I have been actively involved in developing the school's vision and values.	26%	50%	19%	2%	3%	0%	76%	21%
Q14	I am actively involved in setting priorities to improve the school.	25%	44%	24%	4%	3%	0%	70%	27%
Q15	I have regular opportunities to help shape the curriculum by having staff discussions and working groups.	34%	49%	10%	5%	2%	0%	83%	15%
Q16	I am aware of the school's procedures for protecting children.	55%	42%	2%	0%	1%	0%	97%	2%
Q17	Leadership at all levels is effective.	18%	42%	27%	10%	2%	0%	60%	38%
Q18	Staff communicate effectively with each other.	9%	48%	35%	5%	0%	3%	58%	40%
Q19	I have good opportunities to take part in continuing professional development.	47%	42%	8%	1%	1%	0%	90%	9%
Q20	Staff across the school share good practice.	16%	58%	20%	0%	7%	0%	74%	20%

Note: Will not always sum to 100% due to rounding

Non-Teaching Questionnaire Summary

Centre Name Bell Baxter High School
 SEED Number 5426332
 Quest. Issued 28
 Quest. Input 20
 Response Rate 71%



		Percentage %							
		Strongly Agree	Agree	Disagree	Strongly Disagree	Don't Know	Not Answered	Strongly Agree & Agree	Disagree & Strongly Disagree
Q1	I have access to the information I need to carry out my work.	40%	55%	0%	0%	5%	0%	95%	0%
Q2	All staff and pupils respect each other.	5%	50%	35%	0%	10%	0%	55%	35%
Q3	Pupils are well behaved.	5%	70%	10%	10%	5%	0%	75%	20%
Q4	I am involved in staff discussions about how to achieve school priorities.	25%	35%	30%	10%	0%	0%	60%	40%
Q5	I have good opportunities to be involved in making decisions.	10%	40%	25%	15%	5%	5%	50%	40%
Q6	Staff communicate effectively with each other.	15%	35%	40%	5%	5%	0%	50%	45%
Q7	Staff treat all pupils equally.	25%	40%	15%	0%	20%	0%	65%	15%
Q8	Support for pupils with additional support needs is effective.	30%	40%	0%	0%	30%	0%	70%	0%
Q9	Parents are fully involved in the school and their children's learning.	15%	40%	0%	0%	45%	0%	55%	0%
Q10	I am aware of the school's procedures for protecting children.	30%	65%	0%	0%	5%	0%	95%	0%
Q11	Leadership at all levels is effective.	5%	55%	15%	10%	15%	0%	60%	25%
Q12	I have good opportunities to take part in training activities.	15%	65%	15%	0%	5%	0%	80%	15%

Note: Will not always sum to 100% due to rounding

DISCLOSURE CONTROL APPLIED

Additional inspection evidence

Selected attainment information

Inspectors use this information together with a wide range of other information gathered during the inspection to evaluate and report on young people's overall achievement. It helps inspectors and schools to understand how successful young people are in SQA qualifications compared to young people nationally and to those in other schools which serve young people with similar needs and backgrounds¹. However, this is only one aspect of young people's achievement, and it is only by blending these results with a wide range of other information, including achievement in the four capacities of curriculum for excellence², the quality of learning in lessons and other activities, the impact of the curriculum, and the extent to which learning needs are being met, that a well-informed evaluation of achievement can be made. You can find this evaluation of young people's overall achievement in the report on the school, published on this website.

Scottish Credit and Qualifications Framework (SCQF) levels:

7: Advanced Higher at A-C/CSYS at A-C

6: Higher at A-C

5: Intermediate 2 at A-C; Standard Grade at 1-2

4: Intermediate 1 at A-C; Standard Grade at 3-4

3: Access 3 Cluster; Standard Grade at 5-6

Percentage of relevant S4 roll gaining awards by end of S4

		2006	2007	2008 ³
English and Mathematics @ Level 3	Bell Baxter High	96	95	96
	Comparator schools¹	96	96	96
	National	91	92	92
5+ @ Level 3 or better	Bell Baxter High	93	95	94
	Comparator schools	95	94	95
	National	91	91	91
5+ @ Level 4 or better	Bell Baxter High	83	83	83
	Comparator schools	86	87	86
	National	77	76	76
5+ @ Level 5 or better	Bell Baxter High	43	39	41
	Comparator schools	45	47	42
	National	35	33	34

Percentage of relevant S4 roll gaining awards by end of S5

		2006	2007	2008 ³
5+ @ Level 4 or better	Bell Baxter High	89	84	84
	Comparator schools¹	90	88	89
	National	78	79	78
5+ @ Level 5 or better	Bell Baxter High	54	53	52
	Comparator schools	56	57	58
	National	45	46	45
1+ @ Level 6 or better	Bell Baxter High	47	45	46
	Comparator schools	47	48	51
	National	38	39	39
3+ @ Level 6 or better	Bell Baxter High	31	29	29
	Comparator schools	29	31	34
	National	22	22	22
5+ @ Level 6 or better	Bell Baxter High	13	11	13
	Comparator schools	14	15	16
	National	10	10	10

Percentage of relevant S4 roll gaining awards by end of S6

		2006	2007	2008 ³
5+ @ Level 5 or better	Bell Baxter High	56	54	54
	Comparator schools¹	60	58	59
	National	48	47	48
1+ @ Level 6 or better	Bell Baxter High	48	49	48
	Comparator schools	53	51	53
	National	43	42	43
3+ @ Level 6 or better	Bell Baxter High	34	37	37
	Comparator schools	42	39	38
	National	30	29	30
5+ @ Level 6 or better	Bell Baxter High	20	27	24
	Comparator schools	29	28	27
	National	20	19	20
1+ @ Level 7 or better	Bell Baxter High	14	19	17
	Comparator schools	17	19	16
	National	13	12	13

More attainment information and other statistics for this school can be found on the Scottish Schools Online Website <http://www.ltscotland.org.uk/scottishschoolsonline/>

¹ The comparator schools taken into account in HMIE's evaluations are those schools (up to 20) which are statistically close enough to the school in terms of the key characteristics of the school population.

² The four capacities are successful learners, confident individuals, responsible citizens, effective contributors.

³ Post Appeal