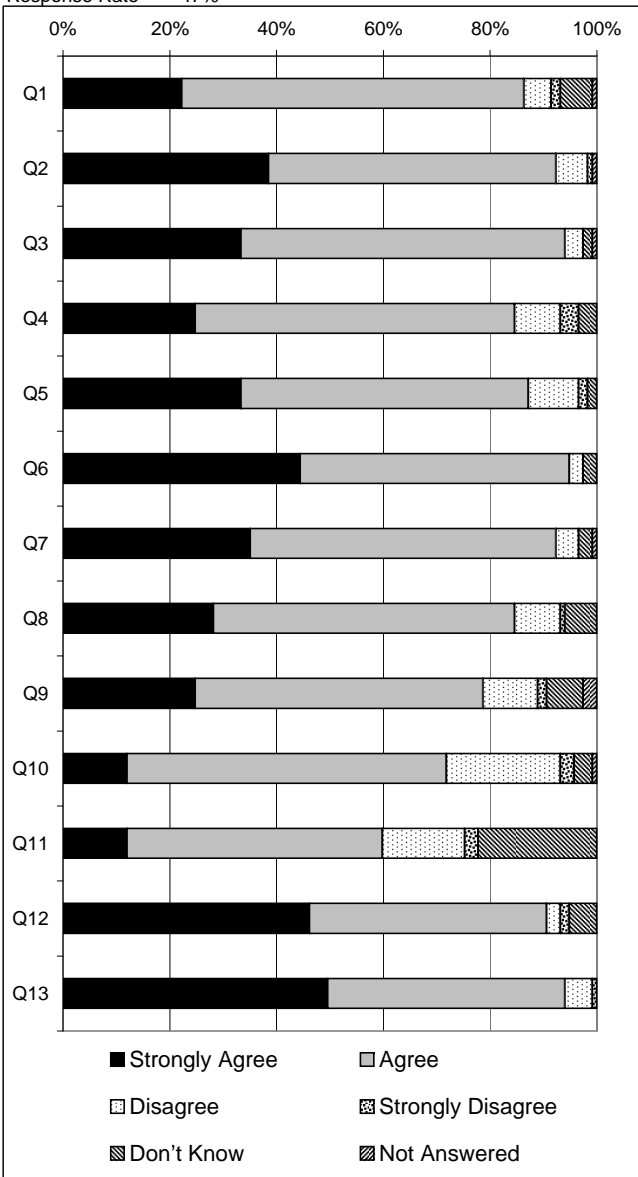


A sample of parents, children and young people, and all members of staff were invited to give their views of the school using a pre-inspection questionnaire. Their views informed the inspection process, including the nature of discussions in a number of meetings. Strengths and issues identified were explored by the inspection team, and the findings are included in the inspection report. The following information gives the statistical detail from those that returned questionnaires.

Parent Questionnaire Summary

Centre Name Earlston High School
 SEED Number 5616530
 Quest. Issued 250
 Quest. Input 117
 Response Rate 47%

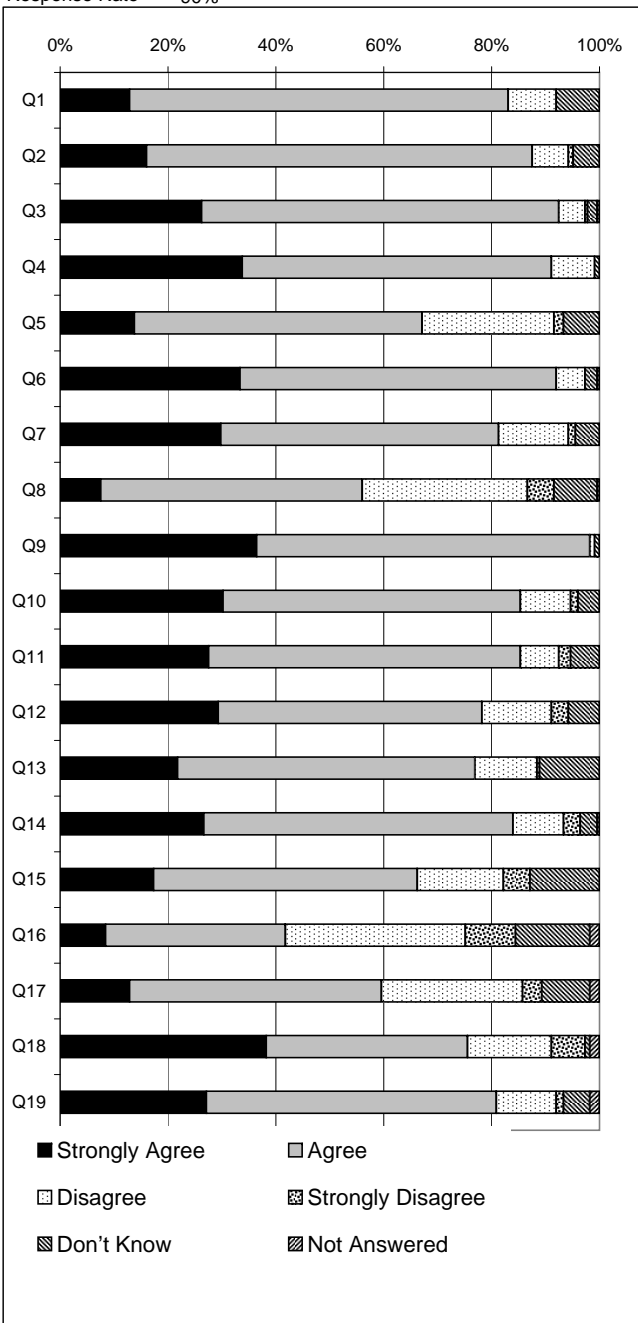


		Percentage %							
		Strongly Agree	Agree	Disagree	Strongly Disagree	Don't Know	Not Answered	Strongly Agree & Agree	Disagree & Strongly Disagree
Q1	The school helps my child to be more confident.	22%	64%	5%	2%	6%	1%	86%	7%
Q2	My child enjoys learning at school.	38%	54%	6%	1%	0%	1%	92%	7%
Q3	My child's learning is progressing well.	33%	61%	3%	0%	2%	1%	94%	3%
Q4	My child is encouraged and stretched to work to the best of their ability.	25%	60%	9%	3%	3%	0%	85%	12%
Q5	The school keeps me well informed about my child's progress.	33%	54%	9%	2%	2%	0%	87%	11%
Q6	My child feels safe at school.	44%	50%	3%	0%	3%	0%	95%	3%
Q7	My child is treated fairly at school.	35%	57%	4%	0%	3%	1%	92%	4%
Q8	I feel staff really know my child as an individual and support them well.	28%	56%	9%	1%	6%	0%	85%	9%
Q9	My child benefits from school clubs and activities provided outside the classroom.	25%	54%	10%	2%	7%	3%	79%	12%
Q10	The school asks for my views.	12%	60%	21%	3%	3%	1%	72%	24%
Q11	The school takes my views into account.	12%	48%	15%	3%	22%	0%	60%	18%
Q12	The school is well led.	46%	44%	3%	2%	5%	0%	91%	4%
Q13	Overall, I am happy with the school.	50%	44%	5%	1%	0%	0%	94%	6%

Note: Will not always sum to 100% due to rounding

Pupil Questionnaire Summary

Centre Name Earlston High School
 SEED Number 5616530
 Quest. Issued 250
 Quest. Input 225
 Response Rate 90%

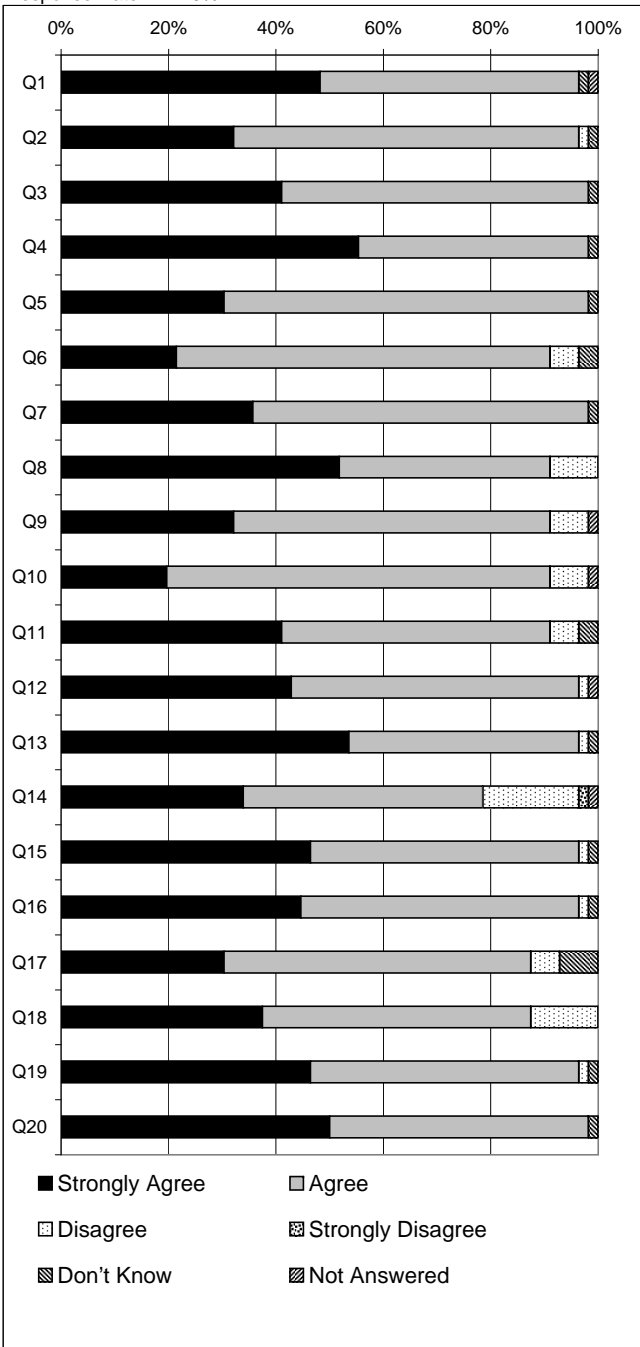


		Percentage %							
		Strongly Agree	Agree	Disagree	Strongly Disagree	Don't Know	Not Answered	Strongly Agree & Agree	Disagree & Strongly Disagree
Q1	The school is helping me to become more confident.	13%	70%	9%	0%	8%	0%	83%	9%
Q2	I enjoy learning at school.	16%	72%	7%	1%	5%	0%	88%	8%
Q3	I am getting along well with my school work.	26%	66%	5%	0%	2%	0%	92%	5%
Q4	Staff encourage me to do the best I can.	34%	57%	8%	0%	1%	0%	91%	8%
Q5	Staff talk to me regularly about how to improve my learning.	14%	53%	24%	2%	7%	0%	67%	26%
Q6	I get help when I need it.	33%	59%	5%	0%	2%	0%	92%	5%
Q7	Staff listen to me and pay attention to what I say.	30%	52%	13%	1%	4%	0%	81%	14%
Q8	I have a say in making the way we learn in school better.	8%	48%	31%	5%	8%	0%	56%	36%
Q9	Staff expect me to take responsibility for my own work in class.	36%	62%	1%	0%	1%	0%	98%	1%
Q10	Staff and pupils treat me fairly and with respect.	30%	55%	9%	1%	4%	0%	85%	11%
Q11	I feel safe and cared for in school.	28%	58%	7%	2%	5%	0%	85%	9%
Q12	I have adults in school I can speak to if I am upset or worried about something.	29%	49%	13%	3%	6%	0%	78%	16%
Q13	I find it easy to talk to staff and they set a good example.	22%	55%	12%	0%	11%	0%	77%	12%
Q14	Staff make sure that pupils behave well.	27%	57%	9%	3%	3%	0%	84%	12%
Q15	Staff are good at dealing with bullying behaviour.	17%	49%	16%	5%	13%	0%	66%	21%
Q16	The pupil council is good at getting improvements made in the school.	8%	33%	33%	9%	14%	2%	42%	43%
Q17	The school encourages me to make healthy-food choices.	13%	47%	26%	4%	9%	2%	60%	30%
Q18	I take part in out-of-class activities and school clubs.	38%	37%	16%	6%	1%	2%	76%	22%
Q19	I know what out-of-school activities and youth groups are available in my local area.	27%	54%	11%	1%	5%	2%	81%	12%

Note: Will not always sum to 100% due to rounding

Teacher Questionnaire Summary

Centre Name Earlston High School
 SEED Number 5616530
 Quest. Issued 80
 Quest. Input 56
 Response Rate 70%

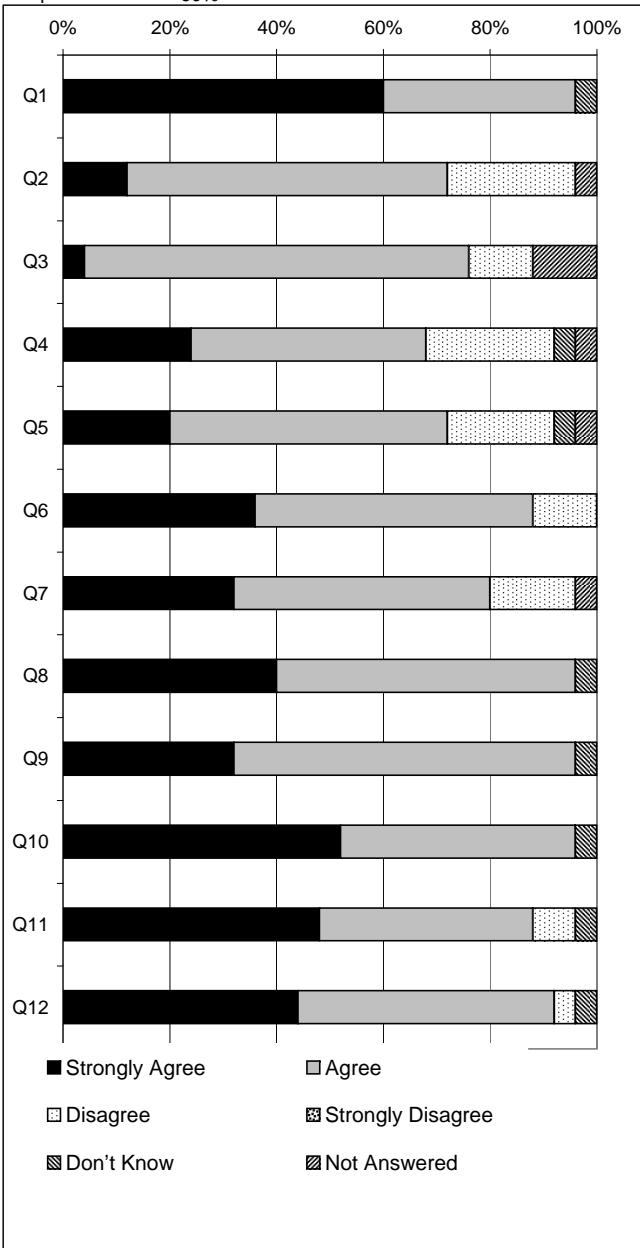


		Percentage %							
		Strongly Agree	Agree	Disagree	Strongly Disagree	Don't Know	Not Answered	Strongly Agree & Agree	Disagree & Strongly Disagree
Q1	Staff regularly discuss how to improve achievement for all pupils at both stage and whole-school level.	48%	48%	0%	0%	2%	2%	96%	0%
Q2	All pupils are given activities which meet their learning needs.	32%	64%	2%	0%	2%	0%	96%	2%
Q3	Pupils are involved in setting learning targets.	41%	57%	0%	0%	2%	0%	98%	0%
Q4	Pupils are provided with regular feedback on what they need to do to improve.	55%	43%	0%	0%	2%	0%	98%	0%
Q5	Pupils are provided with opportunities to evaluate their own work and that of others.	30%	68%	0%	0%	2%	0%	98%	0%
Q6	Staff regularly ask for pupils' views on how their learning experiences could be improved.	21%	70%	5%	0%	4%	0%	91%	5%
Q7	Pupils take an active part in their learning.	36%	63%	0%	0%	2%	0%	98%	0%
Q8	Staff treat all pupils equally.	52%	39%	9%	0%	0%	0%	91%	9%
Q9	Staff and pupils respect each other.	32%	59%	7%	0%	0%	2%	91%	7%
Q10	The pupils are well behaved.	20%	71%	7%	0%	0%	2%	91%	7%
Q11	Support for pupils with additional support needs is effective.	41%	50%	5%	0%	4%	0%	91%	5%
Q12	Parents are fully involved in the school and their children's learning.	43%	54%	2%	0%	0%	2%	96%	2%
Q13	I have been actively involved in developing the school's vision and values.	54%	43%	2%	0%	2%	0%	96%	2%
Q14	I am actively involved in setting priorities to improve the school.	34%	45%	18%	2%	0%	2%	79%	20%
Q15	I have regular opportunities to help shape the curriculum by having staff discussions and working groups.	46%	50%	2%	0%	2%	0%	96%	2%
Q16	I am aware of the school's procedures for protecting children.	45%	52%	2%	0%	2%	0%	96%	2%
Q17	Leadership at all levels is effective.	30%	57%	5%	0%	7%	0%	88%	5%
Q18	Staff communicate effectively with each other.	38%	50%	13%	0%	0%	0%	88%	13%
Q19	I have good opportunities to take part in continuing professional development.	46%	50%	2%	0%	2%	0%	96%	2%
Q20	Staff across the school share good practice.	50%	48%	0%	0%	2%	0%	98%	0%

Note: Will not always sum to 100% due to rounding

Non-Teaching Questionnaire Summary

Centre Name Earlston High School
 SEED Number 5616530
 Quest. Issued 42
 Quest. Input 25
 Response Rate 60%



		Percentage %							
		Strongly Agree	Agree	Disagree	Strongly Disagree	Don't Know	Not Answered	Strongly Agree & Agree	Disagree & Strongly Disagree
Q1	I have access to the information I need to carry out my work.	60%	36%	0%	0%	4%	0%	96%	0%
Q2	All staff and pupils respect each other.	12%	60%	24%	0%	0%	4%	72%	24%
Q3	Pupils are well behaved.	4%	72%	12%	0%	0%	12%	76%	12%
Q4	I am involved in staff discussions about how to achieve school priorities.	24%	44%	24%	0%	4%	4%	68%	24%
Q5	I have good opportunities to be involved in making decisions.	20%	52%	20%	0%	4%	4%	72%	20%
Q6	Staff communicate effectively with each other.	36%	52%	12%	0%	0%	0%	88%	12%
Q7	Staff treat all pupils equally.	32%	48%	16%	0%	0%	4%	80%	16%
Q8	Support for pupils with additional support needs is effective.	40%	56%	0%	0%	4%	0%	96%	0%
Q9	Parents are fully involved in the school and their children's learning.	32%	64%	0%	0%	4%	0%	96%	0%
Q10	I am aware of the school's procedures for protecting children.	52%	44%	0%	0%	4%	0%	96%	0%
Q11	Leadership at all levels is effective.	48%	40%	8%	0%	4%	0%	88%	8%
Q12	I have good opportunities to take part in training activities.	44%	48%	4%	0%	4%	0%	92%	4%

Note: Will not always sum to 100% due to rounding

DISCLOSURE CONTROL APPLIED

Additional inspection evidence

Selected attainment information

Inspectors use this information together with a wide range of other information gathered during the inspection to evaluate and report on young people's overall achievement. It helps inspectors and schools to understand how successful young people are in SQA qualifications compared to young people nationally and to those in other schools which serve young people with similar needs and backgrounds¹. However, this is only one aspect of young people's achievement, and it is only by blending these results with a wide range of other information, including achievement in the four capacities of curriculum for excellence², the quality of learning in lessons and other activities, the impact of the curriculum, and the extent to which learning needs are being met, that a well-informed evaluation of achievement can be made. You can find this evaluation of young people's overall achievement in the report on the school, published on this website.

Scottish Credit and Qualifications Framework (SCQF) levels:

7: Advanced Higher at A-C/CSYS at A-C

6: Higher at A-C

5: Intermediate 2 at A-C; Standard Grade at 1-2

4: Intermediate 1 at A-C; Standard Grade at 3-4

3: Access 3 Cluster; Standard Grade at 5-6

Percentage of relevant S4 roll gaining awards by end of S4

		2007	2008	2009 ³
English and Mathematics @ Level 3	Earlston High	99	95	96
	Comparator schools¹	96	96	97
	National	92	92	93
5+ @ Level 3 or better	Earlston High	97	96	95
	Comparator schools	96	96	96
	National	91	91	91
5+ @ Level 4 or better	Earlston High	92	86	92
	Comparator schools	88	87	87
	National	76	76	78
5+ @ Level 5 or better	Earlston High	51	53	53
	Comparator schools	47	46	50
	National	33	34	35

Percentage of relevant S4 roll gaining awards by end of S5

		2007	2008	2009 ³
5+ @ Level 4 or better	Earlston High	89	92	87
	Comparator schools¹	91	89	89
	National	79	78	79
5+ @ Level 5 or better	Earlston High	62	60	67
	Comparator schools	63	59	60
	National	46	45	47
1+ @ Level 6 or better	Earlston High	57	54	62
	Comparator schools	50	52	52
	National	39	39	41
3+ @ Level 6 or better	Earlston High	35	38	39
	Comparator schools	35	35	35
	National	22	22	23
5+ @ Level 6 or better	Earlston High	10	14	18
	Comparator schools	15	17	16
	National	10	10	11

Percentage of relevant S4 roll gaining awards by end of S6

		2007	2008	2009 ³
5+ @ Level 5 or better	Earlston High	70	63	62
	Comparator schools¹	64	64	63
	National	47	48	48
1+ @ Level 6 or better	Earlston High	65	61	58
	Comparator schools	58	56	58
	National	42	43	44
3+ @ Level 6 or better	Earlston High	46	47	47
	Comparator schools	43	45	44
	National	29	30	31
5+ @ Level 6 or better	Earlston High	31	32	37
	Comparator schools	32	30	32
	National	19	20	21
1+ @ Level 7 or better	Earlston High	28	36	32
	Comparator schools	20	19	20
	National	12	13	14

More attainment information and other statistics for this school can be found on the Scottish Schools Online Website <http://www.ltscotland.org.uk/scottishschoolsonline/>

¹ The comparator schools taken into account in HMIE's evaluations are those schools (up to 20) which are statistically close enough to the school in terms of the key characteristics of the school population.

² The four capacities are successful learners, confident individuals, responsible citizens, effective contributors.

³ Post Appeal 2009