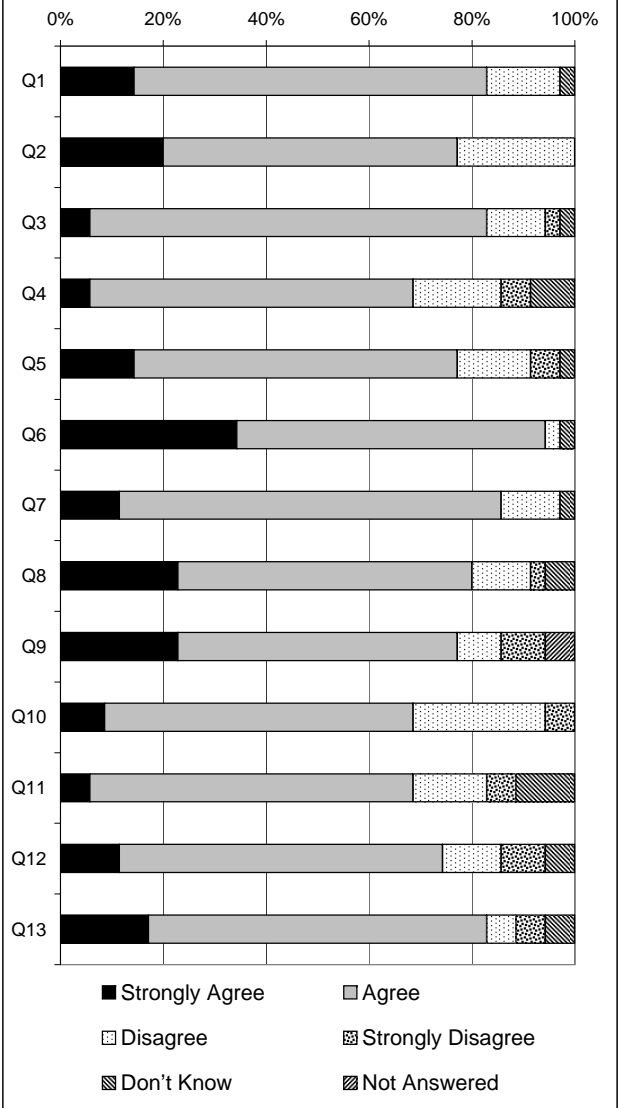


# Parent Questionnaire Summary

Centre Name Kinlochberrie High School  
 SEED Number 5153239  
 Quest. Issued 60  
 Quest. Input 35  
 Response Rate 58%

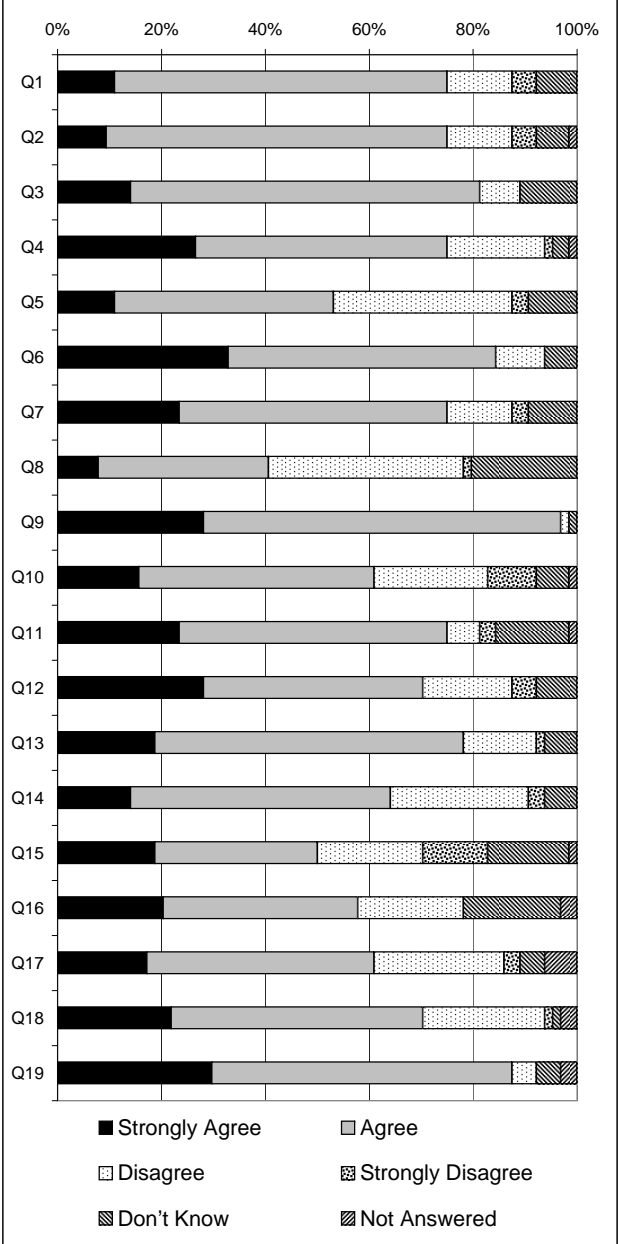


		Number									
		Strongly Agree	Agree	Disagree	Strongly Disagree	Don't Know	Not Answered	Strongly Agree & Agree	Disagree & Strongly Disagree	No of responses	Total returns
Q1	The school helps my child to be more confident.	5	24	5	0	1	0	29	5	34	35
Q2	My child enjoys learning at school.	7	20	8	0	0	0	27	8	35	35
Q3	My child's learning is progressing well.	2	27	4	1	1	0	29	5	34	35
Q4	My child is encouraged and stretched to work to the best of their ability	2	22	6	2	3	0	24	8	32	35
Q5	The school keeps me well informed about my child's progress.	5	22	5	2	1	0	27	7	34	35
Q6	My child feels safe at school.	12	21	1	0	1	0	33	1	34	35
Q7	My child is treated fairly at school.	4	26	4	0	1	0	30	4	34	35
Q8	I feel staff really know my child as an individual and support them well	8	20	4	1	2	0	28	5	33	35
Q9	My child benefits from school clubs and activities provided outside the classroom	8	19	3	3	0	2	27	6	33	35
Q10	The school asks for my views.	3	21	9	2	0	0	24	11	35	35
Q11	The school takes my views into account.	2	22	5	2	4	0	24	7	31	35
Q12	The school is well led.	4	22	4	3	2	0	26	7	33	35
Q13	Overall, I am happy with the school.	6	23	2	2	2	0	29	4	33	35

		Percentage %							
		Strongly Agree	Agree	Disagree	Strongly Disagree	Don't Know	Not Answered	Strongly Agree & Agree	Disagree & Strongly Disagree
Q1	The school helps my child to be more confident.	14%	69%	14%	0%	3%	0%	83%	14%
Q2	My child enjoys learning at school.	20%	57%	23%	0%	0%	0%	77%	23%
Q3	My child's learning is progressing well.	6%	77%	11%	3%	3%	0%	83%	14%
Q4	My child is encouraged and stretched to work to the best of their ability	6%	63%	17%	6%	9%	0%	69%	23%
Q5	The school keeps me well informed about my child's progress.	14%	63%	14%	6%	3%	0%	77%	20%
Q6	My child feels safe at school.	34%	60%	3%	0%	3%	0%	94%	3%
Q7	My child is treated fairly at school.	11%	74%	11%	0%	3%	0%	86%	11%
Q8	I feel staff really know my child as an individual and support them well	23%	57%	11%	3%	6%	0%	80%	14%
Q9	My child benefits from school clubs and activities provided outside the classroom	23%	54%	9%	9%	0%	6%	77%	17%
Q10	The school asks for my views.	9%	60%	26%	6%	0%	0%	69%	31%
Q11	The school takes my views into account.	6%	63%	14%	6%	11%	0%	69%	20%
Q12	The school is well led.	11%	63%	11%	9%	6%	0%	74%	20%
Q13	Overall, I am happy with the school.	17%	66%	6%	6%	6%	0%	83%	11%

# Pupil Questionnaire Summary

Centre Name Kinlochberrie High School  
 SEED Number 5153239  
 Quest. Issued 65  
 Quest. Input 64  
 Response Rate 98%

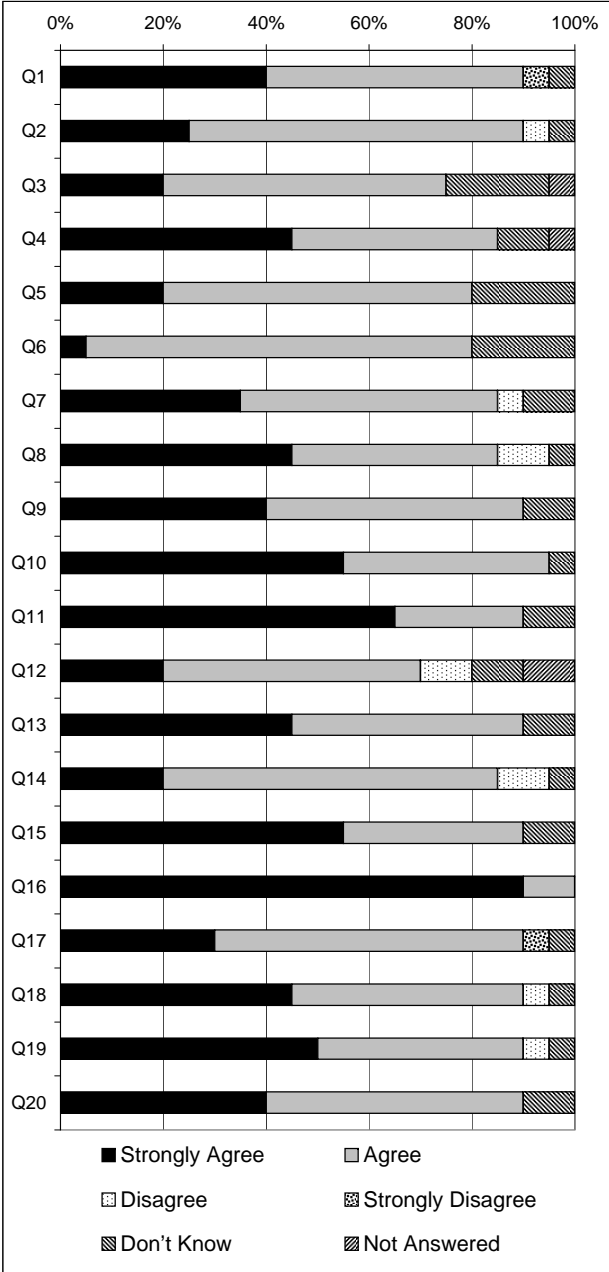


		Number									
		Strongly Agree	Agree	Disagree	Strongly Disagree	Don't Know	Not Answered	Strongly Agree & Agree	Disagree & Strongly Disagree	No of responses	Total returns
Q1	The school is helping me to become more confident.	7	41	8	3	5	0	48	11	59	64
Q2	I enjoy learning at school.	6	42	8	3	4	1	48	11	59	64
Q3	I am getting along well with my school work.	9	43	5	0	7	0	52	5	57	64
Q4	Staff encourage me to do the best I can.	17	31	12	1	2	1	48	13	61	64
Q5	Staff talk to me regularly about how to improve my learning.	7	27	22	2	6	0	34	24	58	64
Q6	I get help when I need it.	21	33	6	0	4	0	54	6	60	64
Q7	Staff listen to me and pay attention to what I say	15	33	8	2	6	0	48	10	58	64
Q8	I have a say in making the way we learn in school better	5	21	24	1	13	0	26	25	51	64
Q9	Staff expect me to take responsibility for my own work in class.	18	44	1	0	1	0	62	1	63	64
Q10	Staff and pupils treat me fairly and with respect.	10	29	14	6	4	1	39	20	59	64
Q11	I feel safe and cared for in school.	15	33	4	2	9	1	48	6	54	64
Q12	I have adults in school I can speak to if I am upset or worried about something	18	27	11	3	5	0	45	14	59	64
Q13	I find it easy to talk to staff and they set a good example	12	38	9	1	4	0	50	10	60	64
Q14	Staff make sure that pupils behave well.	9	32	17	2	4	0	41	19	60	64
Q15	Staff are good at dealing with bullying behaviour.	12	20	13	8	10	1	32	21	53	64
Q16	The pupil council is good at getting improvements made in the school.	13	24	13	0	12	2	37	13	50	64
Q17	The school encourages me to make healthy-food choices.	11	28	16	2	3	4	39	18	57	64
Q18	I take part in out-of-class activities and school clubs.	14	31	15	1	1	2	45	16	61	64
Q19	I know what out-of-school activities and youth groups are available in my local area	19	37	3	0	3	2	56	3	59	64

		Percentage %							
		Strongly Agree	Agree	Disagree	Strongly Disagree	Don't Know	Not Answered	Strongly Agree & Agree	Disagree & Strongly Disagree
Q1	The school is helping me to become more confident.	11%	64%	13%	5%	8%	0%	75%	17%
Q2	I enjoy learning at school.	9%	66%	13%	5%	6%	2%	75%	17%
Q3	I am getting along well with my school work.	14%	67%	8%	0%	11%	0%	81%	8%
Q4	Staff encourage me to do the best I can.	27%	48%	19%	2%	3%	2%	75%	20%
Q5	Staff talk to me regularly about how to improve my learning.	11%	42%	34%	3%	9%	0%	53%	38%
Q6	I get help when I need it.	33%	52%	9%	0%	6%	0%	84%	9%
Q7	Staff listen to me and pay attention to what I say	23%	52%	13%	3%	9%	0%	75%	16%
Q8	I have a say in making the way we learn in school better	8%	33%	38%	2%	20%	0%	41%	39%
Q9	Staff expect me to take responsibility for my own work in class.	28%	69%	2%	0%	2%	0%	97%	2%
Q10	Staff and pupils treat me fairly and with respect.	16%	45%	22%	9%	6%	2%	61%	31%
Q11	I feel safe and cared for in school.	23%	52%	6%	3%	14%	2%	75%	9%
Q12	I have adults in school I can speak to if I am upset or worried about something	28%	42%	17%	5%	8%	0%	70%	22%
Q13	I find it easy to talk to staff and they set a good example	19%	59%	14%	2%	6%	0%	78%	16%
Q14	Staff make sure that pupils behave well.	14%	50%	27%	3%	6%	0%	64%	30%
Q15	Staff are good at dealing with bullying behaviour.	19%	31%	20%	13%	16%	2%	50%	33%
Q16	The pupil council is good at getting improvements made in the school.	20%	38%	20%	0%	19%	3%	58%	20%
Q17	The school encourages me to make healthy-food choices.	17%	44%	25%	3%	5%	6%	61%	28%
Q18	I take part in out-of-class activities and school clubs.	22%	48%	23%	2%	2%	3%	70%	25%
Q19	I know what out-of-school activities and youth groups are available in my local area	30%	58%	5%	0%	5%	3%	88%	5%

# Teacher Questionnaire Summary

Centre Name Kinlochberrie High School  
 SEED Number 5153239  
 Quest. Issued 22  
 Quest. Input 20  
 Response Rate 91%



		Number									
		Strongly Agree	Agree	Disagree	Strongly Disagree	Don't Know	Not Answered	Strongly Agree & Agree	Disagree & Strongly Disagree	No of responses	Total returns
Q1	Staff regularly discuss how to improve achievement for all pupils at both stage and whole-school level.	8	10	0	1	1	0	18	1	19	20
Q2	All pupils are given activities which meet their learning needs.	5	13	1	0	1	0	18	1	19	20
Q3	Pupils are involved in setting learning targets.	4	11	0	0	4	1	15	0	15	20
Q4	Pupils are provided with regular feedback on what they need to do to improve	9	8	0	0	2	1	17	0	17	20
Q5	Pupils are provided with opportunities to evaluate their own work and that of others	4	12	0	0	4	0	16	0	16	20
Q6	Staff regularly ask for pupils' views on how their learning experiences could be improved.	1	15	0	0	4	0	16	0	16	20
Q7	Pupils take an active part in their learning.	7	10	1	0	2	0	17	1	18	20
Q8	Staff treat all pupils equally.	9	8	2	0	1	0	17	2	19	20
Q9	Staff and pupils respect each other.	8	10	0	0	2	0	18	0	18	20
Q10	The pupils are well behaved.	11	8	0	0	1	0	19	0	19	20
Q11	Support for pupils with additional support needs is effective.	13	5	0	0	2	0	18	0	18	20
Q12	Parents are fully involved in the school and their children's learning	4	10	2	0	2	2	14	2	16	20
Q13	I have been actively involved in developing the school's vision and values	9	9	0	0	2	0	18	0	18	20
Q14	I am actively involved in setting priorities to improve the school.	4	13	2	0	1	0	17	2	19	20
Q15	I have regular opportunities to help shape the curriculum by having staff discussions and working groups.	11	7	0	0	2	0	18	0	18	20
Q16	I am aware of the school's procedures for protecting children	18	2	0	0	0	0	20	0	20	20
Q17	Leadership at all levels is effective.	6	12	0	1	1	0	18	1	19	20
Q18	Staff communicate effectively with each other.	9	9	1	0	1	0	18	1	19	20
Q19	I have good opportunities to take part in continuing professional development	10	8	1	0	1	0	18	1	19	20
Q20	Staff across the school share good practice.	8	10	0	0	2	0	18	0	18	20

		Percentage %							
		Strongly Agree	Agree	Disagree	Strongly Disagree	Don't Know	Not Answered	Strongly Agree & Agree	Disagree & Strongly Disagree
Q1	Staff regularly discuss how to improve achievement for all pupils at both stage and whole-school level.	40%	50%	0%	5%	5%	0%	90%	5%
Q2	All pupils are given activities which meet their learning needs.	25%	65%	5%	0%	5%	0%	90%	5%
Q3	Pupils are involved in setting learning targets.	20%	55%	0%	0%	20%	5%	75%	0%
Q4	Pupils are provided with regular feedback on what they need to do to improve	45%	40%	0%	0%	10%	5%	85%	0%
Q5	Pupils are provided with opportunities to evaluate their own work and that of others	20%	60%	0%	0%	20%	0%	80%	0%
Q6	Staff regularly ask for pupils' views on how their learning experiences could be improved.	5%	75%	0%	0%	20%	0%	80%	0%
Q7	Pupils take an active part in their learning.	35%	50%	5%	0%	10%	0%	85%	5%
Q8	Staff treat all pupils equally.	45%	40%	10%	0%	5%	0%	85%	10%
Q9	Staff and pupils respect each other.	40%	50%	0%	0%	10%	0%	90%	0%
Q10	The pupils are well behaved.	55%	40%	0%	0%	5%	0%	95%	0%
Q11	Support for pupils with additional support needs is effective.	65%	25%	0%	0%	10%	0%	90%	0%
Q12	Parents are fully involved in the school and their children's learning	20%	50%	10%	0%	10%	10%	70%	10%
Q13	I have been actively involved in developing the school's vision and values	45%	45%	0%	0%	10%	0%	90%	0%
Q14	I am actively involved in setting priorities to improve the school.	20%	65%	10%	0%	5%	0%	85%	10%
Q15	I have regular opportunities to help shape the curriculum by having staff discussions and working groups.	55%	35%	0%	0%	10%	0%	90%	0%
Q16	I am aware of the school's procedures for protecting children	90%	10%	0%	0%	0%	0%	100%	0%
Q17	Leadership at all levels is effective.	30%	60%	0%	5%	5%	0%	90%	5%
Q18	Staff communicate effectively with each other.	45%	45%	5%	0%	5%	0%	90%	5%
Q19	I have good opportunities to take part in continuing professional development	50%	40%	5%	0%	5%	0%	90%	5%
Q20	Staff across the school share good practice.	40%	50%	0%	0%	10%	0%	90%	0%

DISCLOSURE CONTROL APPLIED

## Additional inspection evidence

### Selected attainment information

Inspectors use this information together with a wide range of other information gathered during the inspection to evaluate and report on young people's overall achievement. It helps inspectors and schools to understand how successful young people are in SQA qualifications compared to young people nationally. However, this is only one aspect of young people's achievement, and it is only by blending these results with a wide range of other information, including achievement in the four capacities of curriculum for excellence<sup>1</sup>, the quality of learning in lessons and other activities, the impact of the curriculum, and the extent to which learning needs are being met, that a well-informed evaluation of achievement can be made. You can find this evaluation of young people's overall achievement in the report on the school, published on this website.

#### Scottish Credit and Qualifications Framework (SCQF) levels:

7: Advanced Higher at A-C/CSYS at A-C

6: Higher at A-C

5: Intermediate 2 at A-C; Standard Grade at 1-2

4: Intermediate 1 at A-C; Standard Grade at 3-4

3: Access 3 Cluster; Standard Grade at 5-6

#### Percentage of relevant S4 roll gaining awards by end of S4

		2007	2008	2009 <sup>2</sup>
<b>English and Mathematics @ Level 3</b>	<b>Kinlochbervie HS</b>	100	91	73
	<b>National</b>	92	92	92
<b>5+ @ Level 3 or better</b>	<b>Kinlochbervie HS</b>	100	91	87
	<b>National</b>	91	91	91
<b>5+ @ Level 4 or better</b>	<b>Kinlochbervie HS</b>	94	91	87
	<b>National</b>	76	76	77
<b>5+ @ Level 5 or better</b>	<b>Kinlochbervie HS</b>	22	27	27
	<b>National</b>	33	34	35

### Percentage of relevant S4 roll gaining awards by end of S5

		2007	2008	2009 <sup>2</sup>
<b>5+ @ Level 4 or better</b>	<b>Kinlochbervie HS</b>	82	94	91
	<b>National</b>	79	78	79
<b>5+ @ Level 5 or better</b>	<b>Kinlochbervie HS</b>	41	39	55
	<b>National</b>	46	45	47
<b>1+ @ Level 6 or better</b>	<b>Kinlochbervie HS</b>	41	22	45
	<b>National</b>	39	39	40
<b>3+ @ Level 6 or better</b>	<b>Kinlochbervie HS</b>	12	11	27
	<b>National</b>	22	22	23
<b>5+ @ Level 6 or better</b>	<b>Kinlochbervie HS</b>	0	6	0
	<b>National</b>	10	10	10

### Percentage of relevant S4 roll gaining awards by end of S6

		2007	2008	2009 <sup>2</sup>
<b>5+ @ Level 5 or better</b>	<b>Kinlochbervie HS</b>	40	41	39
	<b>National</b>	47	48	48
<b>1+ @ Level 6 or better</b>	<b>Kinlochbervie HS</b>	30	41	28
	<b>National</b>	42	43	44
<b>3+ @ Level 6 or better</b>	<b>Kinlochbervie HS</b>	20	24	11
	<b>National</b>	29	30	31
<b>5+ @ Level 6 or better</b>	<b>Kinlochbervie HS</b>	0	12	11
	<b>National</b>	19	20	20
<b>1+ @ Level 7 or better</b>	<b>Kinlochbervie HS</b>	0	6	6
	<b>National</b>	12	13	13

More attainment information and other statistics for this school can be found on the Scottish Schools Online Website <http://www.ltscotland.org.uk/scottishschoolsonline/>

---

1 The four capacities are successful learners, confident individuals, responsible citizens, effective contributors.

2 Pre-appeal