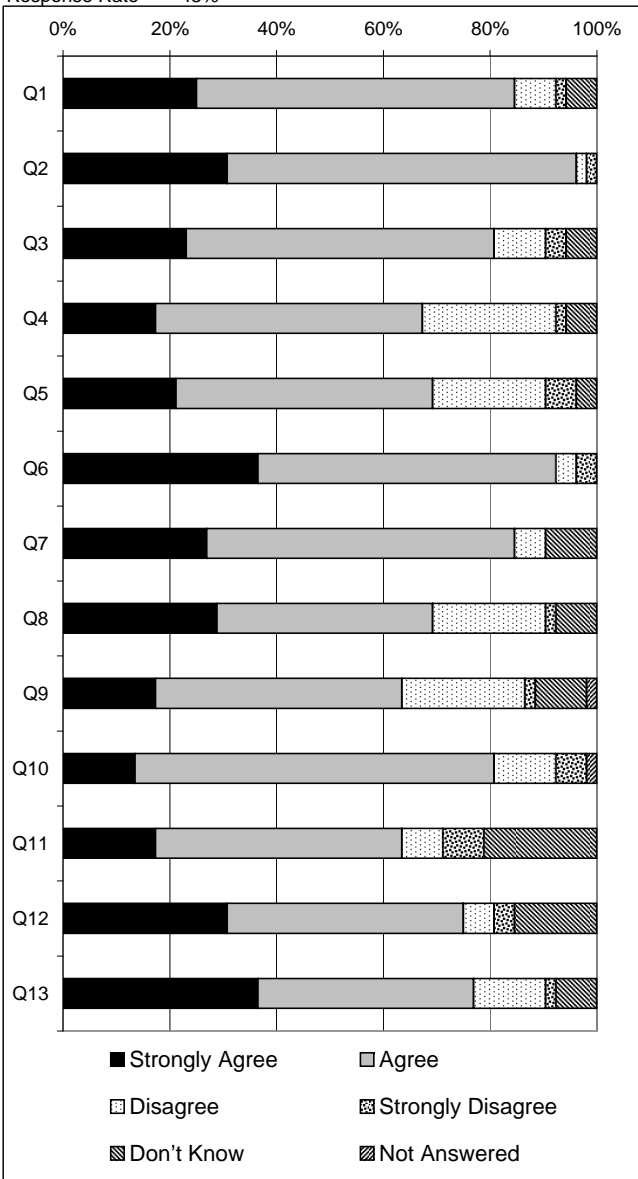


A sample of parents, children and young people, and all members of staff were invited to give their views of the school using a pre-inspection questionnaire. Their views informed the inspection process, including the nature of discussions in a number of meetings. Strengths and issues identified were explored by the inspection team, and the findings are included in the inspection report. The following information gives the statistical detail from those that returned questionnaires.

Parent Questionnaire Summary

Centre Name Lhanbryde Primary School
 SEED Number 5201926
 Quest. Issued 120
 Quest. Input 52
 Response Rate 43%

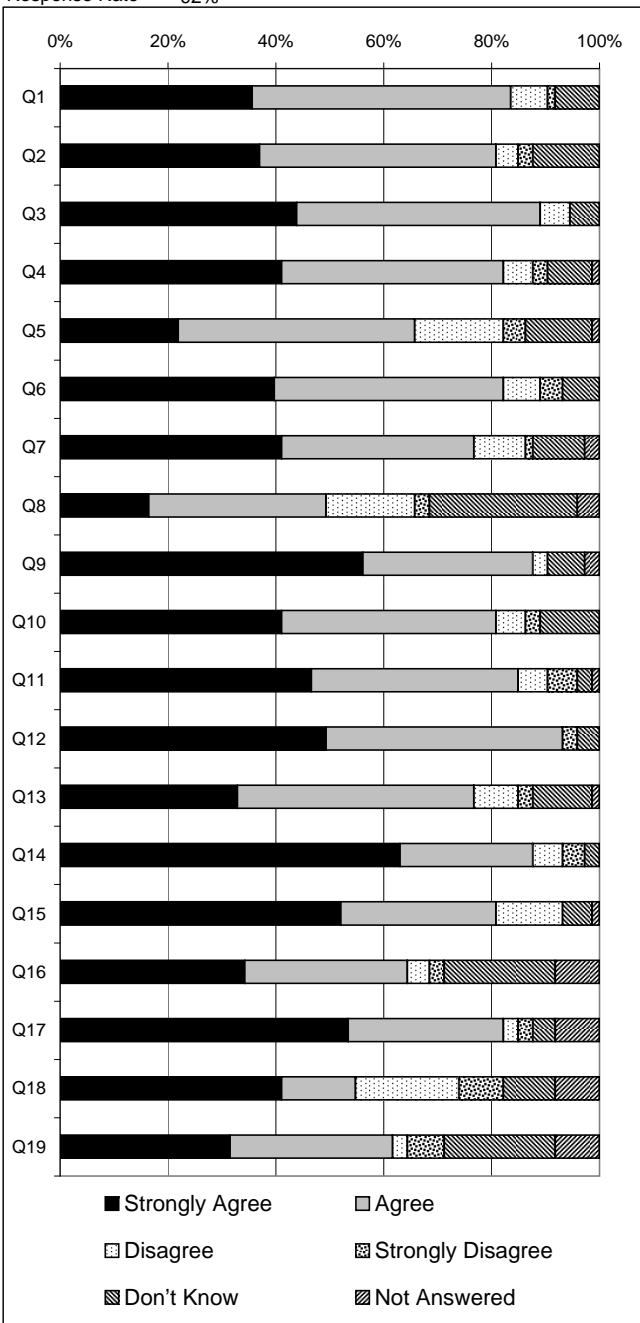


		Percentage %							
		Strongly Agree	Agree	Disagree	Strongly Disagree	Don't Know	Not Answered	Strongly Agree & Agree	Disagree & Strongly Disagree
Q1	The school helps my child to be more confident.	25%	60%	8%	2%	6%	0%	85%	10%
Q2	My child enjoys learning at school.	31%	65%	2%	2%	0%	0%	96%	4%
Q3	My child's learning is progressing well.	23%	58%	10%	4%	6%	0%	81%	13%
Q4	My child is encouraged and stretched to work to the best of her/his ability.	17%	50%	25%	2%	6%	0%	67%	27%
Q5	I am kept well informed about my child's progress.	21%	48%	21%	6%	4%	0%	69%	27%
Q6	My child feels safe at school.	37%	56%	4%	4%	0%	0%	92%	8%
Q7	My child is treated fairly at school.	27%	58%	6%	0%	10%	0%	85%	6%
Q8	I feel staff really know my child as an individual and support her/him well.	29%	40%	21%	2%	8%	0%	69%	23%
Q9	My child benefits from school clubs and activities provided outwith the classroom.	17%	46%	23%	2%	10%	2%	63%	25%
Q10	The school actively seeks out my views.	13%	67%	12%	6%	0%	2%	81%	17%
Q11	The school takes account of my views.	17%	46%	8%	8%	21%	0%	63%	15%
Q12	The school is well led.	31%	44%	6%	4%	15%	0%	75%	10%
Q13	Overall, I am happy with the school.	37%	40%	13%	2%	8%	0%	77%	15%

Note: Will not always sum to 100% due to rounding

Pupil Questionnaire Summary

Centre Name Lhanbryde Primary School
 SEED Number 5201926
 Quest. Issued 79
 Quest. Input 73
 Response Rate 92%



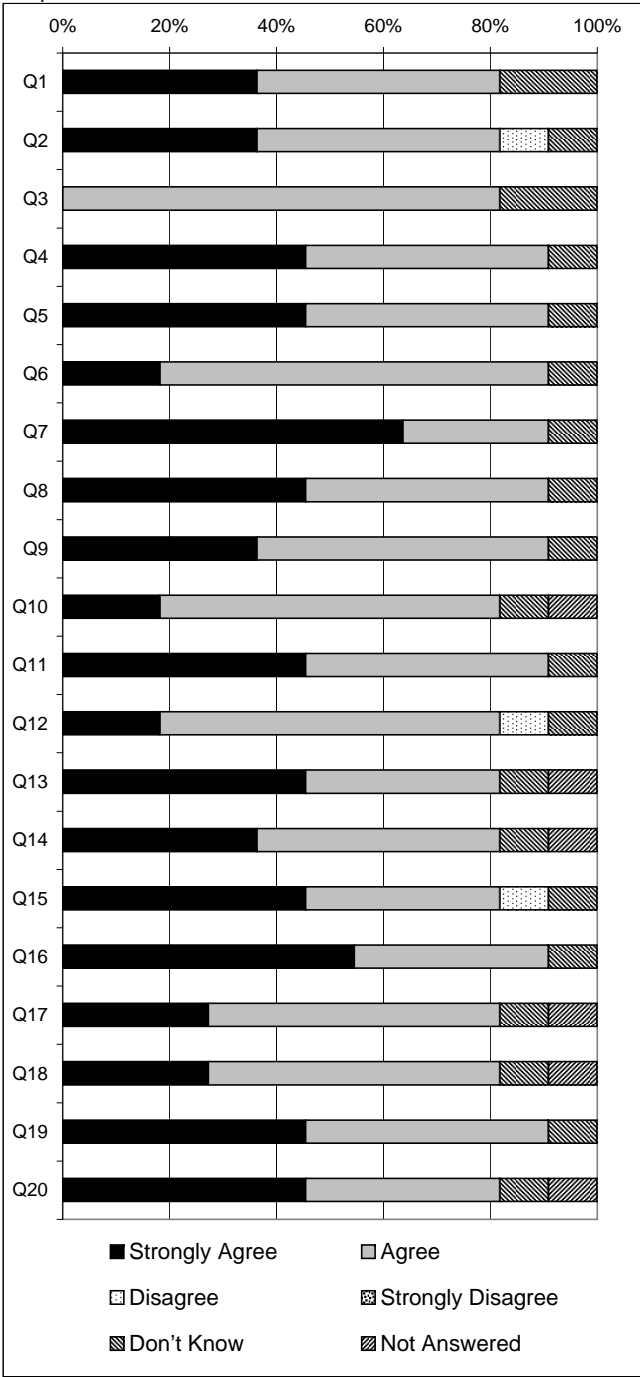
		Percentage %							
		Strongly Agree	Agree	Disagree	Strongly Disagree	Don't Know	Not Answered	Strongly Agree & Agree	Disagree & Strongly Disagree
Q1	The school is helping me to become more confident.	36%	48%	7%	1%	8%	0%	84%	8%
Q2	I enjoy learning at school.	37%	44%	4%	3%	12%	0%	81%	7%
Q3	I am getting along well with my learning.	44%	45%	5%	0%	5%	0%	89%	5%
Q4	I am encouraged and stretched to work to the best of my ability.	41%	41%	5%	3%	8%	1%	82%	8%
Q5	Staff talk to me regularly about how to improve my learning.	22%	44%	16%	4%	12%	1%	66%	21%
Q6	I get help when I need it.	40%	42%	7%	4%	7%	0%	82%	11%
Q7	Staff listen to me and pay attention to what I say.	41%	36%	10%	1%	10%	3%	77%	11%
Q8	I have a say in how to make the learning in the school better.	16%	33%	16%	3%	27%	4%	49%	19%
Q9	I have responsibility for my own work in class.	56%	32%	3%	0%	7%	3%	88%	3%
Q10	Staff and pupils treat me fairly and with respect.	41%	40%	5%	3%	11%	0%	81%	8%
Q11	I feel safe and cared for in school.	47%	38%	5%	5%	3%	1%	85%	11%
Q12	I have adults in school I can speak to if I am upset or worried about something.	49%	44%	0%	3%	4%	0%	93%	3%
Q13	All staff are approachable and set a good example.	33%	44%	8%	3%	11%	1%	77%	11%
Q14	Staff are good at managing pupils' behaviour.	63%	25%	5%	4%	3%	0%	88%	10%
Q15	Staff are good at dealing with bullying behaviour.	52%	29%	12%	0%	5%	1%	81%	12%
Q16	The pupil council is good at getting improvements made in the school.	34%	30%	4%	3%	21%	8%	64%	7%
Q17	The school encourages me to make healthy food choices.	53%	29%	3%	3%	4%	8%	82%	5%
Q18	I take part in out-of-class activities and school clubs.	41%	14%	19%	8%	10%	8%	55%	27%
Q19	I know what out-of-school activities and youth groups are available in my local area.	32%	30%	3%	7%	21%	8%	62%	10%

Note: Will not always sum to 100% due to rounding

DISCLOSURE CONTROL APPLIED

Teacher Questionnaire Summary

Centre Name Lhanbryde Primary School
 SEED Number 5201926
 Quest. Issued 14
 Quest. Input 11
 Response Rate 79%



		Percentage %							
		Strongly Agree	Agree	Disagree	Strongly Disagree	Don't Know	Not Answered	Strongly Agree & Agree	Disagree & Strongly Disagree
Q1	Staff discuss regularly how to improve achievement for all pupils at both stage and whole-school level.	36%	45%	0%	0%	18%	0%	82%	0%
Q2	All pupils are provided with activities which meet their learning needs.	36%	45%	9%	0%	9%	0%	82%	9%
Q3	Pupils are involved in setting learning targets.	0%	82%	0%	0%	18%	0%	82%	0%
Q4	Pupils are provided with regular feedback on what they need to do to improve.	45%	45%	0%	0%	9%	0%	91%	0%
Q5	Pupils are provided with opportunities to evaluate their own work and that of others.	45%	45%	0%	0%	9%	0%	91%	0%
Q6	Pupils' views are regularly sought on how staff might improve learning experiences.	18%	73%	0%	0%	9%	0%	91%	0%
Q7	Pupils participate well in their learning.	64%	27%	0%	0%	9%	0%	91%	0%
Q8	Staff treat all pupils equally.	45%	45%	0%	0%	9%	0%	91%	0%
Q9	There is mutual respect between all staff and pupils.	36%	55%	0%	0%	9%	0%	91%	0%
Q10	The behaviour of pupils is good.	18%	64%	0%	0%	9%	9%	82%	0%
Q11	Support for pupils with additional support needs, including behavioural difficulties, is effective.	45%	45%	0%	0%	9%	0%	91%	0%
Q12	Parents are fully involved in the life of the school and their child's learning.	18%	64%	9%	0%	9%	0%	82%	9%
Q13	I have been actively involved in developing the school's vision and values.	45%	36%	0%	0%	9%	9%	82%	0%
Q14	I am actively involved in setting priorities for school improvement.	36%	45%	0%	0%	9%	9%	82%	0%
Q15	I have regular opportunities to help shape the curriculum through staff discussion and working groups.	45%	36%	9%	0%	9%	0%	82%	9%
Q16	I am aware of the school's procedures relating to child protection.	55%	36%	0%	0%	9%	0%	91%	0%
Q17	Leadership at all levels is effective.	27%	55%	0%	0%	9%	9%	82%	0%
Q18	There is effective communication amongst staff.	27%	55%	0%	0%	9%	9%	82%	0%
Q19	I have good opportunities to take part in continuing professional development.	45%	45%	0%	0%	9%	0%	91%	0%
Q20	Staff across the school share good practice.	45%	36%	0%	0%	9%	9%	82%	0%

Note: Will not always sum to 100% due to rounding

DISCLOSURE CONTROL APPLIED