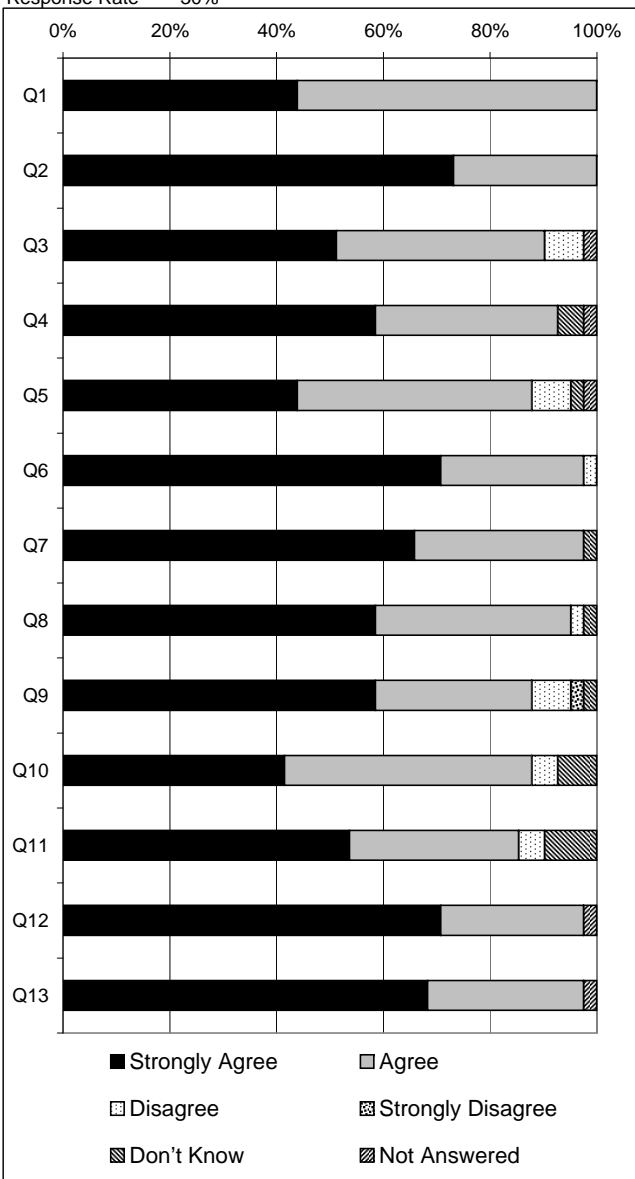


A sample of parents, children and young people, and all members of staff were invited to give their views of the school using a pre-inspection questionnaire. Their views informed the inspection process, including the nature of discussions in a number of meetings. Strengths and issues identified were explored by the inspection team, and the findings are included in the inspection report. The following information gives the statistical detail from those that returned questionnaires.

Parent Questionnaire Summary

Centre Name Nethermains Primary School
 SEED Number 5741629
 Quest. Issued 137
 Quest. Input 41
 Response Rate 30%

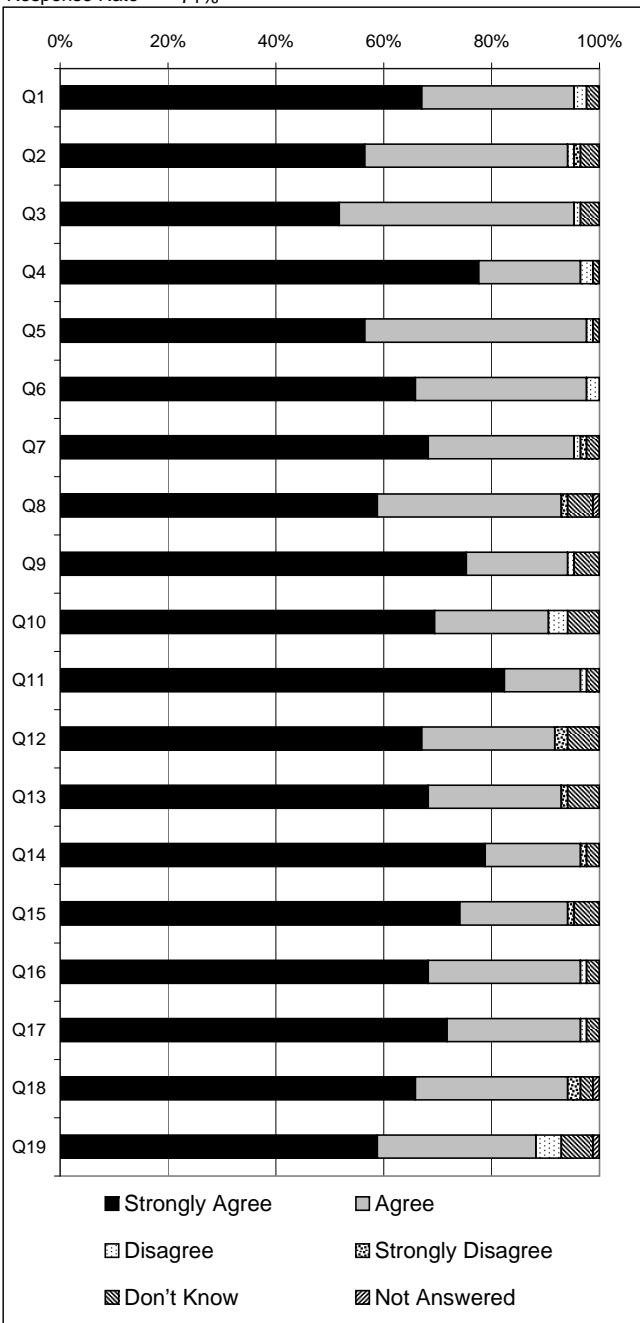


		Percentage %							
		Strongly Agree	Agree	Disagree	Strongly Disagree	Don't Know	Not Answered	Strongly Agree & Agree	Disagree & Strongly Disagree
Q1	The school helps my child to be more confident.	44%	56%	0%	0%	0%	0%	100%	0%
Q2	My child enjoys learning at school.	73%	27%	0%	0%	0%	0%	100%	0%
Q3	My child's learning is progressing well.	51%	39%	7%	0%	0%	2%	90%	7%
Q4	My child is encouraged and stretched to work to the best of their ability.	59%	34%	0%	0%	5%	2%	93%	0%
Q5	The school keeps me well informed about my child's progress.	44%	44%	7%	0%	2%	2%	88%	7%
Q6	My child feels safe at school.	71%	27%	2%	0%	0%	0%	98%	2%
Q7	My child is treated fairly at school.	66%	32%	0%	0%	2%	0%	98%	0%
Q8	I feel staff really know my child as an individual and support them well.	59%	37%	2%	0%	2%	0%	95%	2%
Q9	My child benefits from school clubs and activities provided outside the classroom.	59%	29%	7%	2%	2%	0%	88%	10%
Q10	The school asks for my views.	41%	46%	5%	0%	7%	0%	88%	5%
Q11	The school takes my views into account.	54%	32%	5%	0%	10%	0%	85%	5%
Q12	The school is well led.	71%	27%	0%	0%	0%	2%	98%	0%
Q13	Overall, I am happy with the school.	68%	29%	0%	0%	0%	2%	98%	0%

Note: Will not always sum to 100% due to rounding

Pupil Questionnaire Summary

Centre Name Nethermains Primary School
 SEED Number 5741629
 Quest. Issued 120
 Quest. Input 85
 Response Rate 71%

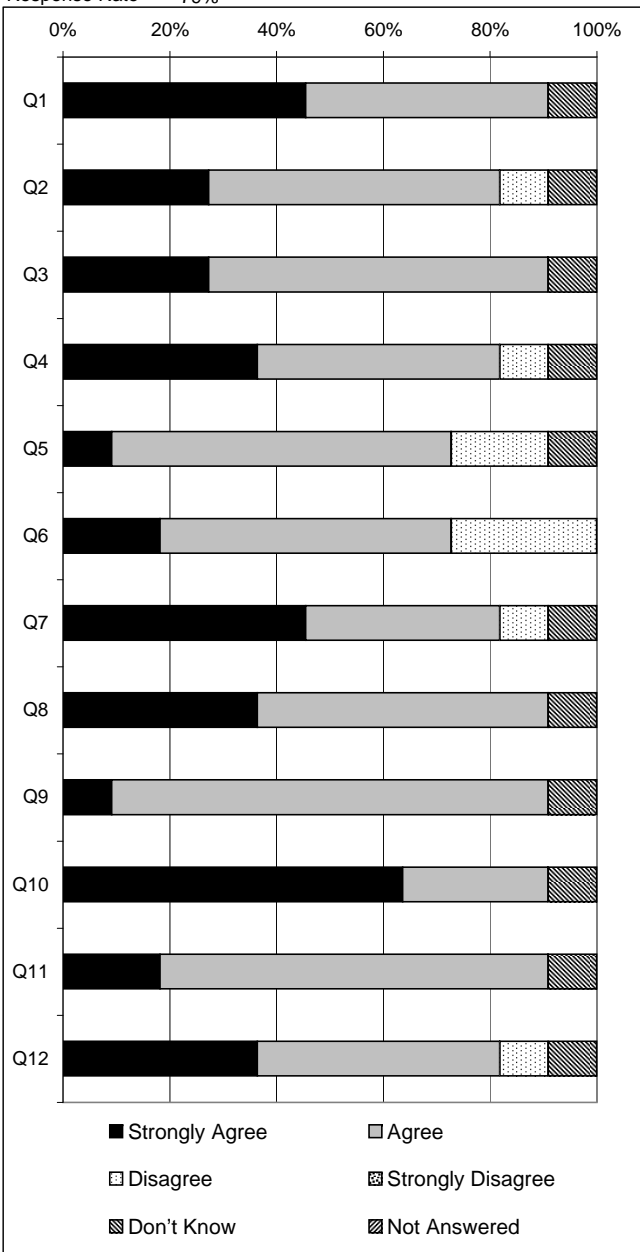


		Percentage %							
		Strongly Agree	Agree	Disagree	Strongly Disagree	Don't Know	Not Answered	Strongly Agree & Agree	Disagree & Strongly Disagree
Q1	The school is helping me to become more confident.	67%	28%	2%	0%	2%	0%	95%	2%
Q2	I enjoy learning at school.	56%	38%	1%	1%	4%	0%	94%	2%
Q3	I am getting along well with my school work.	52%	44%	1%	0%	4%	0%	95%	1%
Q4	Staff encourage me to do the best I can.	78%	19%	2%	0%	1%	0%	96%	2%
Q5	Staff talk to me regularly about how to improve my learning.	56%	41%	1%	0%	1%	0%	98%	1%
Q6	I get help when I need it.	66%	32%	2%	0%	0%	0%	98%	2%
Q7	Staff listen to me and pay attention to what I say.	68%	27%	1%	1%	2%	0%	95%	2%
Q8	I have a say in making the way we learn in school better.	59%	34%	0%	1%	5%	1%	93%	1%
Q9	Staff expect me to take responsibility for my own work in class.	75%	19%	1%	0%	5%	0%	94%	1%
Q10	Staff and pupils treat me fairly and with respect.	69%	21%	4%	0%	6%	0%	91%	4%
Q11	I feel safe and cared for in school.	82%	14%	1%	0%	2%	0%	96%	1%
Q12	I have adults in school I can speak to if I am upset or worried about something.	67%	25%	0%	2%	6%	0%	92%	2%
Q13	I find it easy to talk to staff and they set a good example.	68%	25%	0%	1%	6%	0%	93%	1%
Q14	Staff make sure that pupils behave well.	79%	18%	0%	1%	2%	0%	96%	1%
Q15	Staff are good at dealing with bullying behaviour.	74%	20%	0%	1%	5%	0%	94%	1%
Q16	The pupil council is good at getting improvements made in the school.	68%	28%	1%	0%	2%	0%	96%	1%
Q17	The school encourages me to make healthy-food choices.	72%	25%	1%	0%	2%	0%	96%	1%
Q18	I take part in out-of-class activities and school clubs.	66%	28%	0%	2%	2%	1%	94%	2%
Q19	I know what out-of-school activities and youth groups are available in my local area.	59%	29%	5%	0%	6%	1%	88%	5%

Note: Will not always sum to 100% due to rounding

Non-Teaching Questionnaire Summary

Centre Name Nethermains Primary School
 SEED Number 5741629
 Quest. Issued 14
 Quest. Input 11
 Response Rate 79%



		Percentage %							
		Strongly Agree	Agree	Disagree	Strongly Disagree	Don't Know	Not Answered	Strongly Agree & Agree	Disagree & Strongly Disagree
Q1	I have access to the information I need to carry out my work.	45%	45%	0%	0%	9%	0%	91%	0%
Q2	All staff and pupils respect each other.	27%	55%	9%	0%	9%	0%	82%	9%
Q3	Pupils are well behaved.	27%	64%	0%	0%	9%	0%	91%	0%
Q4	I am involved in staff discussions about how to achieve school priorities.	36%	45%	9%	0%	9%	0%	82%	9%
Q5	I have good opportunities to be involved in making decisions.	9%	64%	18%	0%	9%	0%	73%	18%
Q6	Staff communicate effectively with each other.	18%	55%	27%	0%	0%	0%	73%	27%
Q7	Staff treat all pupils equally.	45%	36%	9%	0%	9%	0%	82%	9%
Q8	Support for pupils with additional support needs is effective.	36%	55%	0%	0%	9%	0%	91%	0%
Q9	Parents are fully involved in the school and their children's learning.	9%	82%	0%	0%	9%	0%	91%	0%
Q10	I am aware of the school's procedures for protecting children.	64%	27%	0%	0%	9%	0%	91%	0%
Q11	Leadership at all levels is effective.	18%	73%	0%	0%	9%	0%	91%	0%
Q12	I have good opportunities to take part in training activities.	36%	45%	9%	0%	9%	0%	82%	9%

Note: Will not always sum to 100% due to rounding

DISCLOSURE CONTROL APPLIED